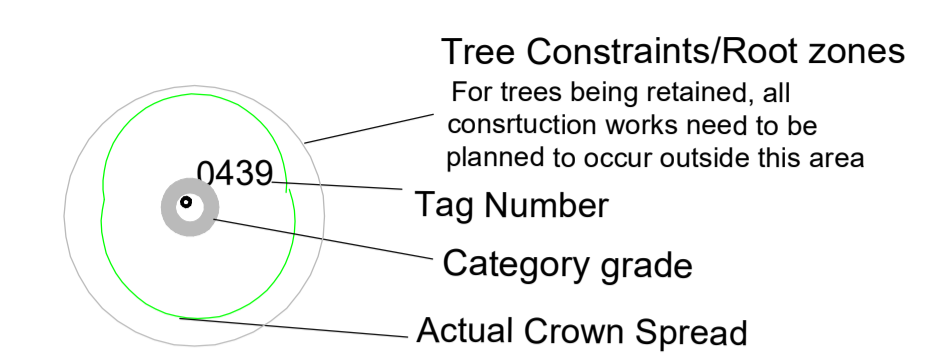


Notes:



BS5837: 2012 - Category Retention Rating

Category U Trees-
Trees in such a condition that any existing value would be lost within 10 years or being recommended for removal sound arboricultural practice.

Category A Trees
Trees of high quality/value with a min. of 40 years life expectancy.

Category B Trees
Trees of moderate quality/value with a min. of 20 years life expectancy.

Category C Trees
Trees of low quality/value with a min. of 10 years life expectancy.

- Sub Categories**
- 1- Mainly Arboricultural values
 - 2- Mainly Landscape value
 - 3- Mainly cultural and conservation values.

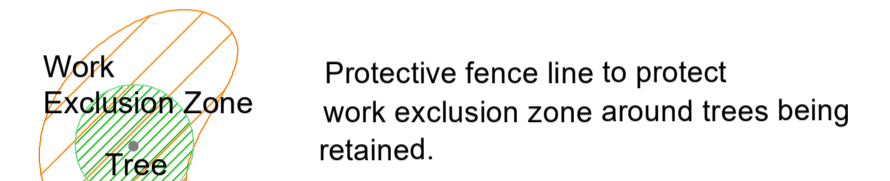
Tree & hedge vegetation being retained

Trees & Hedge Vegetation being removed.

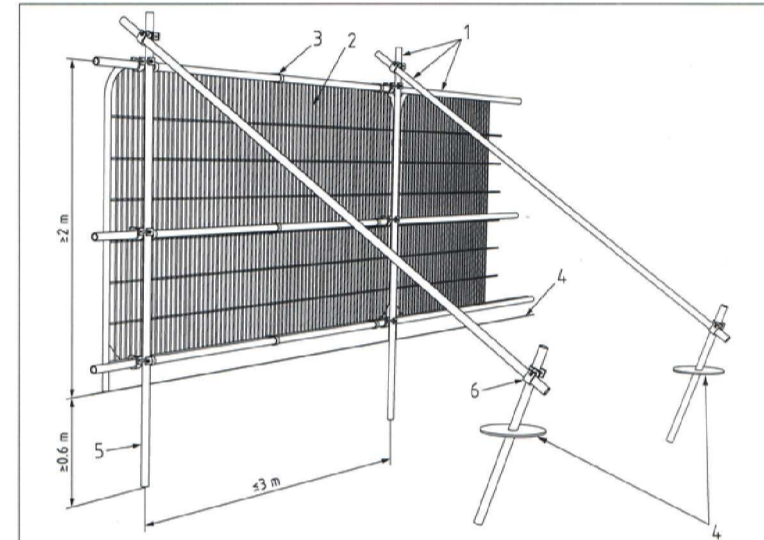
Schedule of events

Works	Schedule
Site Meeting	Prior to any works commencing.
Tree Works – Felling & Pruning	Prior to any construction works commencing.
Tree Protection	After tree removal and pruning is complete and prior to any construction works commencing. The erection and removal of the protective fencing is to be scheduled in accordance with the phasing of the construction works.
Site Monitoring	Ongoing throughout the construction works.
Removal of Tree P rotection	Once all the main construction works are completed and in order to incorporate the area into the finished development.
Tree Review and Certification	Once all works are complete.

Tree Protection Detail



Protective fence detail as per BS 5837 2012.



- Key**
- 1 Standard scaffold poles
 - 2 Heavy gauge 2 m tall galvanized tube and welded mesh infill panels
 - 3 Panels secured to uprights and cross members with wire ties
 - 4 Ground level
 - 5 Uprights driven into the ground until secure (minimum depth 0.6 m)
 - 6 Standard scaffold clamps

The tree protection fencing is to be erected enclosing the root protection areas around the trees being retained as shown on this drawing and appendix 1. In some areas, the site hoarding may be sufficient to act as the protective fencing if the tree and its root zone are positioned outside and no works are envisaged within the area outside the site hoarding. This will need to be discussed and agreed at the initial site meeting.

Where tree protection fencing is needed, this will need to be 2.3m high and constructed in accordance with figure 2 of BS 5837 2012 (see detail on drawing & appendix 1) using vertical and horizontal scaffold bars or similar well braced together with the verticals spaced out at a maximum of 3m centres. Onto this, weld mesh panels (harris fence panels) are to be securely fixed with wire or scaffold clamps.

Signs are to be attached to these fences warning people that this is a protective area and that the fencing must be maintained in good condition in accordance with the approved plans and drawings for this development.

Once the protective fence line is erected, then the main construction works can commence on site.

The following is a list of activities that are not allowed within the RPA or within the vicinity of the trees being retained.

- o Protect tree root systems from damage caused by runoff or spillage of noxious materials while mixing, placing, or storing construction materials.
- o Protect root systems from ponding, eroding, or excessive wetting caused during construction operations.
- o Do not store construction materials, debris, or excavated material inside tree protection zones. When excavating, place excavated soil on opposite side of trench away from the tree.
- o Do not permit vehicles or foot traffic within tree protection zones; prevent soil compaction over root systems.
- o Do not allow fires under or adjacent to remaining trees or other plants.
- o Do not attach notice boards, cables or other services to any part of the tree.
- o Do not use neighbouring trees as anchor points.
- o Do not use high machinery such as tele-porters, cranes or other equipment close to trees to avoid damage to the crown or any other parts.

ARBORIST ASSOCIATES LTD.
94 BALLYBAWN COTTAGES, ENNISKERRY, CO. WICKLOW
TEL: 01-2742011 / 087-2629589

TITLE : Tree Protection Plan

Site : At Baltrasna & Milltown, Ashbourne, Co. Meath.

DATE: Dwg No. ABM002 Overall Plan

Scale 1:1250 @ A1